

SFVW

VOLUME 32, ISSUE #10

OCTOBER 2022



San Fernando Valley Woodworkers since 1988

<http://sfvw.org/>

Monthly Meetings

Our meetings are *normally* held on the 3rd Thursday of each month at 7 PM, at the Balboa Park Sports Complex, Gym Building, at 17015 Burbank Blvd, Encino.

Meeting Minutes

by Eitan Ginsburg

SFVW – Minutes September 15, 2022 meeting

Club president Stefan Dusedau opened the meeting. He introduced two new attendees, Sammy Azarian (who recently built a workbench) and Ike Swensen (who lives in South Pasadena).

Committee Reports

Finance: Jeff Bremer reported that club finances are OK. The Quilt Boutique is coming up on October 15. We need donations of items from club members that we can sell to raise funds.

Toy Committee

Jim Kelly said most of the toy builds are progressing well. We are on track to produce 1400-1500 toys this year, and there is no need for a build day at El Camino High School. Ed Sheanin sent out a survey to the agencies that receive our toys, asking about the toys they like, those they don't, etc. More complete results will be presented at the next meeting.

Presentations

October will be a presentation by Kate Harrow about wood stabilizing. November will be toy display and contest (with prizes!). The annual December holiday gathering will be a BYO lunch hosted at Jack Robbins' home on December 10.

Announcements, Questions, Tips & Tricks, Show & Tell

Jim Baldrige was contacted by a person in Simi Valley who is selling some claro walnut.

See "Minutes" on page 2

Our President says...

by Stefan Dusedau

One of the things that attracted me to the San Fernando Valley Woodworkers club 10 years ago was the ability to participate in the Toy Build and give back to the community.

There are many ways to participate in creating the toys. I've enjoyed milling parts in my shop and joined different toy groups to help towards finishing many toy projects. I've seen firsthand how jigs were made to make the parts more consistent and efficient to create. Some of these toys and their jigs are a legacy gift from former club members who have moved away or retired.

There are benefits to participating in the Toy Builds. I have learned new skills or refined others during these builds from our more experienced members, who take pleasure in sharing their skills. These Toy Builds also give you a chance to work on tools you might not have in your own shop. The bonus of working in these group builds is the camaraderie and friendships that result from working together.

Spouses and partners of our members also enjoy participating in many ways. Some work all year creating the dolls for our cradles. Others help with final gluing, sanding, and quality control. Ribbon wrapping the cradles and block

See "President" on page 4

October Presentation:

Wood Stabilization

by Kate Harrow

Kate is a woodworker and owner of Bow and Harrow Woodworks as well as Bullseye Turning Supply. She will be doing a presentation on wood stabilization.

You can learn more about Kate here: <https://tinyurl.com/k9j6435a>

Who We Are

The club was formed in 1988 for the purpose of enhancing skills, providing information and sharing the joys of working with wood. The membership reflects a cross section of woodworking interests and skill levels - both hobbyist and professionals. Annual dues are \$35. Full-time student dues are \$15.

"Minutes" from page 1

Marc Collins offered a tip to use duct tape on the end of a push stick to help hold small pieces in place.

Eitan Ginsburg mentioned that he heard about a method to apply very thin coats of shellac (half-pound cut) to avoid drips and sags. This involves creating a pad from a clean cotton cloth (a wad wrapped in a layer) and applying the finish in figure 8s. John Bullock suggested trying a 25/75 mix of mineral oil/shellac.

Eitan showed pictures of the jewelry box he recently completed. It was a second version of the "four pillar" box that he designed and made early this year. The new box was made from walnut with quilted maple drawer pulls.

Sammy Azarian presented the box he made from walnut and maple.

Ike Swenson showed a box he made with inlay and double box joints.

September Program: Jigs and Fixtures

Stefan presented two things he uses for turning: a pen press from Milescraft and a jig to cut pen blanks to specific sizes on the bandsaw. He also showed a set-up board to set blade extensions when honing chisels or plane irons. He also showed a tray and fixture for making rings on the lathe.



Marc showed his jig to make the bumpers for the block trucks. He uses it to get consistent cuts on both ends of the bumper, and then I finish by sanding.

Jim Baldrige presented a bandsaw "fingerboard" jig he

Club Officers

President: Stefan Dusedau

Program Chair: Glen Dresser

Secretary: Eitan Ginsburg

Treasurer: Jeff Bremer.

Photographer: Calvin Sov

Publisher: Gary Coyne

Librarian: Grant Christensen

Web Master: Ed Sheanin

Toy Chair: Jim Kelly

Toy Distribution: Sheila Rosenthal

Refreshments: Open

made that was inspired by the one Ed Sheanin made last




year. Jim made his larger with three bearings mounted on a 90-degree base. It can support resaws of up to 6-8". You can add or remove layers of the plywood sections to make it lower or taller as needed. You can source the bearings at McMaster-Carr, Amazon, or MCLS.

Rich Benson showed his slab flattening sled that he uses in his urban lumber business. He uses a chainsaw mill to do the initial slabbing. The flattening jig is 16 feet long, and the rails can support up to a 6-foot wide slab. The bridge carries a big router to run and smooth the slab. It is ad-

See "Minutes" on page 3

"Minutes" from page 2

vanced manually and is rigged with dust collection.
Jeff Bremer presented several jigs:



A jig for the disc sander that lets you sand perfectly round parts.


A single-purpose jig for routing H-shaped stepped grooves on table legs using a bearing-guided pattern bit.



A small parts crosscut sled that includes a toggle clamp to keep parts from flying off the sled.



A push stick that rides on the table saw fence, with adjustable height and a replaceable rear shoe.




A jig to cut exact 14mm holes with machined bushings.



A jig to hold scraper plane blades at 60 degrees for sharpening.



A picture frame spline jig that rides in a table saw's miter groove.



A jig to hold parts for drilling on the edge.

Upcoming Wood-related Events & Important News

from Jim Kelly

The following items of potential interest were found in the September–October 2022 issue of Woodworker West.

Woodworker West is a great source of events, sources, and items of interest for woodworkers of all types and abilities focusing on places in the Western US. For more information go to <http://www.woodwest.com>.

Bulletins

- SawStop will be releasing a new compact 10-inch saw this Fall. For more information see: www.sawstop.com.

Events

October 12 – 13: The Design, 2-Part Show takes place in Long Beach, featuring new tech in 3-D printing, CAD-CAM, CNC, laser cutting, multi-axis machining and more. More information at: <https://www.d2p.com>.

“President” from page 1

trucks is one of the joys of the final builds.

Your participation is key to the success of the more than 1000 toys we build yearly. To see the types of toys we create to donate to needy children, check them out on our website sfvw.org under the Toy Build tab.

A big thank you to Swaner Hardwood and Anderson Plywood for their generous wood donations to create our toys in time for the holidays. And, of course, thank you to the talented quiltmakers of the Valley Quiltmakers Guild, and the San Fernando Valley Quilt Association, for their beautiful and colorful cradle quilts.

To raise funds for the Toy Build, we have reserved a table at the Quilt Boutique, taking place on October 15th, from 10 am – 4 pm. If each member makes just one item that we can sell, it would be a boon to our club. Please contact Jeff Bremer about your donations.

Quilt Boutique

October 15, 2022 — 10 am – 4 pm

Granada Hills Community Church Fellowship Hall

11263 Balboa Ave.

Granada Hills, CA

Be Safe.

Happy Woodworking,

Stefan



October 15 – 16: The American Association of Woodturners will hold a virtual symposium aimed at beginner and intermediate woodturners. More information at: <https://www.woodturner.org/Woodturner/Events/Master%20Series/Woodturner/Virtual-Events/Master-Series-Landing-Page.aspx>

October 15: The San Diego Woodturners will have hybrid demos by Sally Ault. More information at: <https://sdwt.org/wood/calendar-2/>

November 19: The San Diego Woodturners will have hybrid demos by Stuart Batty,. More information at: <https://sdwt.org/wood/calendar-2/>

November 19 Tool Swap Meet at Anderson Plywood. More information at: <https://andersonplywood.com/old-tool-swap-meet/>

December 1 – 31: The online gallery, Wood Symphony, presents Art of Giving, entry deadline: November 15. More information at: www.woodsymphony.com. Check the tab: “Exhibitions” for “Current” and “Upcoming.”

My Continued Carvings

By Dave McClave

Of course an anchor made of redwood scraps makes no sense, redwood being among the most buoyant of woods.



But it works well on the wall of an apartment on the beach in Oxnard.

The table too is in the living room here in Oxnard. It's really a memorial table, for the heavy lifting, the beautiful joinery, was made by a master—Boris Bernards. I think the base might be maple and walnut, but I wasn't sure. I made the top of teak (outers) and Eastern Red Cedar (inside). The stain is country maple. On the top, I carved the house in the mountains I'm still trying to sell.

